



Scalabrini Institute
for Human Mobility
in Africa

CESSATION OF THE INTERNATIONAL PROTECTION OF ANGOLAN REFUGEES IN SOUTH AFRICA



**Report prepared by the
Scalabrini Institute of Human Mobility in Africa
(SIHMA)**

April 2015

Executive Summary

In this report, we present the results of a survey conducted between January and February 2015 to assess the implementation of the cessation of the international protection of Angolan refugees in South Africa. In May 2013, the South African government declared the cessation of the international protection to Angolan refugees who fled the long civil war which ended in 2002. This announcement came in the wake of the 2011 United Nations High Commissioner for Refugees (UNHCR)'s declaration that conditions in Angola have improved and that it was safe for refugees to return. This followed the political and economic stabilization of Angola as well as improvement in peace and security in the country over the last few years. Since then UNHCR have given Angolan refugees wishing to return an offer of assistance in voluntary repatriation. The South African government's Department of Home Affairs (DHA) initially gave all recognized Angolan refugees (5 700) who did not want to opt for voluntary repatriation nor to continue with their refugee status eight months (from June 2013 until January 2014) to regularize their stay by obtaining an Angolan passport and applying for one of the following five visas: *study, work, business, elderly person or spousal/dependent*. These temporary visas, issued under relaxed conditions in terms of the Immigration Act, are valid for a period of 24 months and will start expiring in June 2015. Thereafter those Angolans without valid permits to stay in South Africa will be undocumented and could face deportation.

The data for the survey was collected using a quantitative method and gathered using a structured questionnaire administered to 131 individuals over a period of three weeks. Angolans were selected using two contact lists provided by the Scalabrini Centre and an Angolan community leader. Interviews were conducted at SIHMA's and Scalabrini Centre in Cape Town.

The report provides descriptive statistics on the demographics, socioeconomic conditions, circumstances and future plans of Angolans living in Cape Town. Statistical analysis was used to examine connection, sequence and tendencies of various variables involved. The synopsis of the data was conducted using statistical software (STATA) in order to quantify the details and figures gathered. Descriptive statistics were applied to interpret, conceptualise and summarise the data set.

The survey establishes that Angolan refugees are reluctant to return to their home country. Most of the respondents have lived in South Africa since 1999 and have established family and cultural connections in the country. Having lived in South Africa for so many years, Angolan refugees have established their roots and families in the country. Those born outside Angola or who left Angola at a very young age are no longer in touch with their family members in Angola. A relatively high number of Angolan refugees have not only culturally integrated into South African society but also developed strong affiliation to the country. Moreover, the majority of Angolan refugees have not made any meaningful savings in South Africa or investments in Angola that could help their settlement and reintegration into Angolan society.

An evidence-based approach of this nature could be useful in positively influencing policy makers on the situation of Angolans in South Africa. The information collected aims at informing the Scalabrini Centre's advocacy strategy to appeal to the South African government to extend temporary visas for Angolans under relaxed conditions.

The Scalabrini Institute of Human Mobility in South Africa (SIHMA) is solely responsible for the content and the views expressed in this report.

Table of Contents

EXECUTIVE SUMMARY	2
1. INTRODUCTION AND BACKGROUND	5
2. RESEARCH AIMS AND APPROACH	6
3. KEY FINDINGS	7
3.1 Nationality and Place of Birth.....	7
3.2 Gender, Marital Status, Age Category and Language.....	7
3.3 Documentation.....	9
3.4 Education and Employment	10
4.0 SOCIO-ECONOMIC CONDITIONS IN SOUTH AFRICA	13
4.1 Family Links in South Africa and Angola.....	13
4.2. Cultural Integration and Identity	14
4.3. Financial Security and Remittances	15
4.4. Socio-Economic and Political Situation in Angola.....	17
4. 5. Evaluation and Future Plans	17
5. CONCLUSIONS.....	19
6. REFERENCES	20

List of Tables

Table 1: Place of birth	7
Table 2: Current documentation in South Africa.....	9
Table 3: Current spouse documentation	10
Table 4: Frequency of travelling to Angola.....	17
Table 5: First source of information about the Angolan cessation	18

List of Figures

Figure 1: Marital status of respondents	7
Figure 2: Age category	8
Figure 3: Highest level of education	11
Figure 4: Respondents' Job Category	11
Figure 5: Type of Businesses	13
Figure 6: Remittances to Angola	15
Figure 7: Frequency of remittances to Angola	16

1. Introduction and Background

In May 2013, the South African government formally declared the cessation of international protection to all Angolan refugees who fled the civil war ended in 2002. This followed the 2011 declaration by the United Nations High Commissioner for Refugees (UNHCR) that socioeconomic and political conditions in Angola have substantially improved (UNHCR, 2012). The Angolan Cessation is the ceasing of Angolans' refugee status or global protection which was declared by the United Nations High Commissioner for Refugees (UNHCR) in 2011, then officially affirmed by the South African government in 2013, considering that the socioeconomic and political conditions in Angola have significantly improved. All recognized Angolan refugees who did not opt for voluntary repatriation or to continue with their refugee status were granted a period of eight months (from June 2013 until January 2014) to obtain an Angolan passport and apply for one of the following five visas: *study, work, business, elderly person or spousal/dependent* (UNHCR, 2012). These visas, issued under relaxed conditions in terms of the Immigration Act, are valid for a period of 24 months and will expire from June 2015.

Following the attainment of independence in 1975, Angola was hit by a devastating civil war between 1975 and 2002. The war was waged between the ruling Popular Movement for the Liberation of Angola (MPLA) (Portuguese: Movimento Popular de Libertação de Angola)¹ and the National Union for the Total Independence of Angola (UNITA²), (Portuguese: União Nacional para a Independência Total de Angola) rebel movement, and only ended after the death of the UNITA leader, Jonas Savimbi, which ushered in a peace process following the Lusaka Peace Accord of 1994 (Rupia & Njeri, 2010). The war ruined the economy and caused social instability. Millions of people died, while others fled the country to become refugees around the world (Notholt, 1998). While human rights violations, exclusion, marginalisation, misuse of mineral resources, corruption and sporadic political violence are still a challenge in present day Angola, the political situation has stabilized (Human Rights Watch, 2013). Democratic processes such as the elections in 2008 and the adoption of a revised constitution in 2012 have proved to be vital for peace and security (Lansford, 2014).

¹ The People's Movement for the Liberation of Angola or MPLA was founded in December 1958 as a merger between the Angolan Communist Party and the Party of the United Struggle for Africans in Angola under the leadership of Mário de Andrade and from 1962 Agostinho Neto. Until 1991 the party had a Marxist-Leninist ideology, but after that period described itself as Social Democratic and as such centre-left. Throughout the period to 1991 the MPLA was supported financially by the Soviet Union and was assisted in growing its armed forces by the Cubans. Accessed 20 March 2015.

² UNITA was a pro-Western organization in Angola formed in 1966 by Jonas Savimbi. Together with Holden Roberto's National Front for the Liberation of Angola (FNLA), it opposed the Popular Movement for the Liberation of Angola (MPLA) under Agostinho Neto in the Angolan civil war of the 1970s. South Africa supported UNITA and the FNLA by sending SADF* troops into Angola in the hope of decreasing the danger of Marxist infiltration into South Africa and maintaining a hold over the administration of South West Africa. But Russian support of the MPLA, including Cuban troops and sophisticated weaponry, meant that South Africa had to back off and the MPLA took over the government of Angola in 1975. Thereafter the SADF continued its support of UNITA, launching a number of offensives against the MPLA and SWAPO* on both sides of the Angolan/Namibian border in the 1980s until 1988 and the independence of Namibia two years later. <https://www.nelsonmandela.org/omalley/index.php/site/q/03lv03445/04lv03446/05lv03515.htm>. Accessed 20 March 2015.

2. Research Aims and Approach

The overall objective of the Angolan research project is to examine the implementation of the cessation of the international protection of Angolan refugees in South Africa. The report is based on quantitative data collected in Cape Town at the Scalabrini Centre. It aims to provide descriptive statistics on the demographics, socioeconomic conditions, circumstances and future plans of the Angolan community in Cape Town. The information collected aims at informing the Scalabrini Centre's advocacy strategy to appeal to the South African government to extend temporary visas for Angolans under relaxed conditions.

The data was collected using a quantitative method and gathered using a structured questionnaire administered to 131 individuals over a period of three weeks (from 5th -30th January 2015). Angolans were selected using two contact lists provided by the Scalabrini Centre and an Angolan community leader. Interviews were conducted at SIHMA's and Scalabrini Centre in Cape Town. Due to the lack of reliable information about the total number of Angolan households in South Africa, a purposive non probabilistic method, in which sample units shared similar characteristics, including language, nationality and socioeconomic background was applied to the present study.

Statistical analysis was used to examine the connection, sequence and tendencies of various variables involved. The synopsis of the data was conducted using statistical software (STATA) in order to quantify the details and figures gathered. Descriptive statistics were applied to interpret, conceptualise and condense the data set; a description of the statistics was completed through histograms, scatter plots, tables, pi-charts, graphs, bar-graphs, cross-tabulation and distribution of frequencies.

This study analyses the main attributes of the Angolan respondents in Cape Town. In addition, it attempts to develop an evidence-based approach to positively influence policy makers in future implementation of cessation in South Africa.

Here we describe the main findings of the survey.

3. Key Findings

3.1 Nationality and Place of Birth

The survey asked a series of questions to determine nationality and place of birth of the respondents. All the 131 respondents were of Angolan nationality. The majority (30.5%) were born in Luanda, while the rest were born in other provinces and outside Angola. As indicated in Table 1, 28.2% were born in Uige, 1.5% were born in Benguela, Cabinda (3.1%), Bie (1.5%), Cuanza Norte (1.5%), Huambo (1.5%), Huila (3.8%), Malange (3.8%), Bengo (0.8%), Cuanza Sul (0.8%), while 17.6% were born in the then Zaire and 5.3% were born in other countries.

Table 1: Places of birth of the respondents. Source: Angolan Cessation Research Project: Survey, 2015.

Place of Birth	Percentage
Bengo	0.8%
Benguela	1.5%
Bie	1.5%
Cabinda	3.1%
Cuanza Norte	1.5%
Huambo	1.5%
Huila	3.8%
Luanda	30.5%
Malanje	3.8%
Uige	28.2%
Zaire	17.6%
Cuanza Sul	0.8%
Others	5.3%

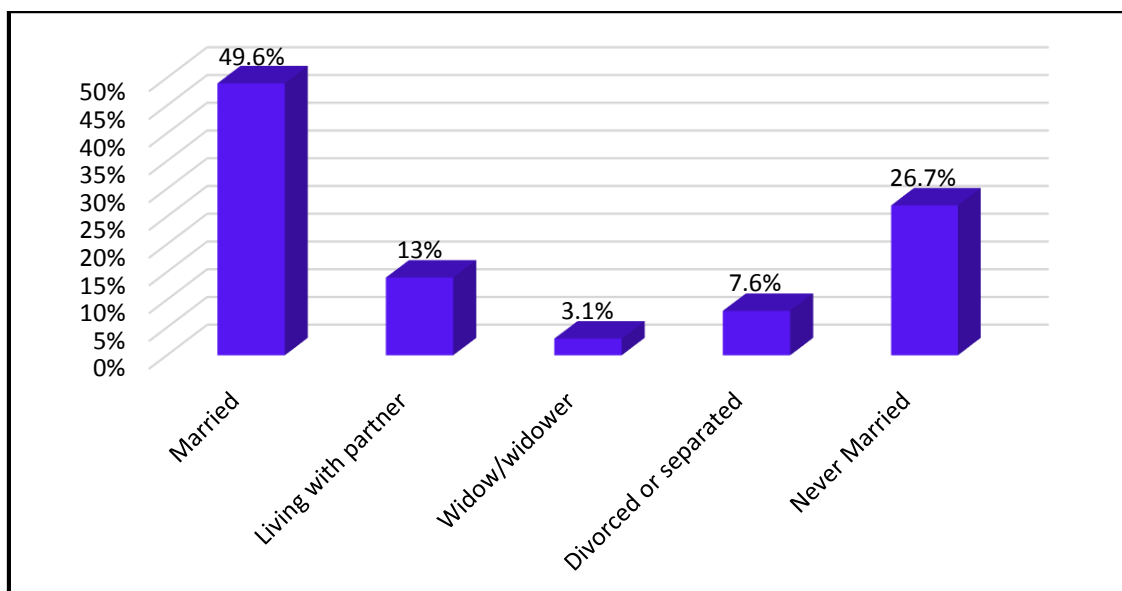
3.2 Gender, Marital Status, Age Category and Language

Out of the 131 refugees interviewed, 93 respondents (71%) were males and females (29%). The majority of respondents (49.6%) were married, 13% were living with partners, 3.1% were widows/ widowers, 7.6% were divorced or separated and 26.7% never married (see Figure 1 below). In addition, the findings indicated that 46.6% of those interviewed fell within the 36-45 age category, 13.7% were between 26-35, 27.5% were between 46-55, and 9.2% and 3.1% fell in the 10-25 and over 56 age group respectively (see Figure 2).

English and Portuguese are the main languages of Angolans spoken by, 99%, and 98% of the respondents respectively. Some of the respondents have acquired the South African languages,

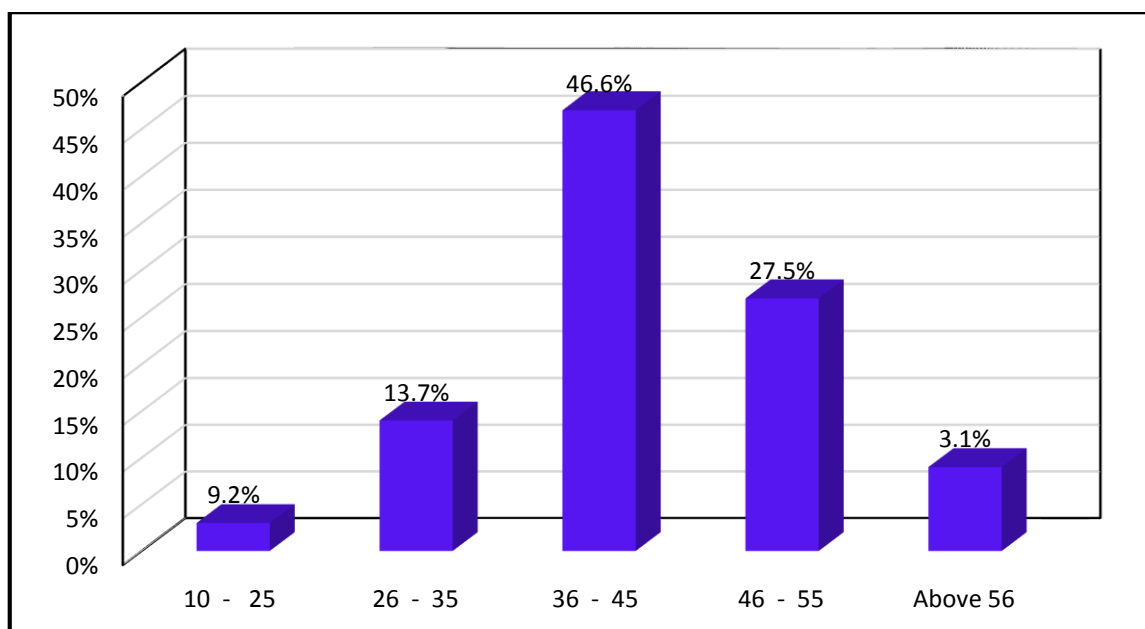
with 21% of the respondents indicating that they spoke Xhosa, while 20% spoke Afrikaans as a second or third language.

Figure 1: Marital Status of Respondents



Source: Angolan Cessation Research Project: Survey, 2015

Figure 2: Age Category



Source: Angolan Cessation Research Project: Survey, 2015

3.3 Documentation

The survey asked a series of questions to establish the documentation status of the respondents. The majority of the refugees regularised their stay in the country. 95.9% of the respondents had valid documents and 4.1% had expired permits. Data analysis showed that 89% of the Angolan respondents had refugee status (Section 24) permits and 11% held asylum seeker temporary permits (Section 22) prior to the declaration of cessation.³ The study also indicated that 71.8% of the respondents moved from Section 22 and Section 24 permits to temporary residency work visas, 1.5% had other types of temporary permits, while 10.7% did not have valid documentation. This percentage includes the 12 people who received their passports after February 2014 and did not hold visas. Furthermore, 4.6% of those interviewed had received study visas, while 7.6% had business visas which were granted during the cessation period (see Table 2). All undocumented respondents indicated that they were aware of the risk of being detained, arrested and deported. The survey also showed that 97.7% of the respondents held an Angolan passport while only 2.3% did not hold Angolan passports. About 67.2 % of the respondents applied for passports during the cessation period. The study also established that the respondents who were currently working were confident that their employers would assist them in providing the necessary documents to extend their visas.

Table 2: Current documentation in South Africa: Angolan Cessation Research Project: Survey, 2015

Current documentation in South Africa	Percentage
Asylum Seeker Temporary Permit (Section 22)	0.8%
Refugee Status (Section 24)	3.1%
Temporary Residency: Work Visa (granted during cessation)	71.8%
Temporary Residency: Study Visa (granted during cessation)	4.6%
Temporary Residency: Business Visa (granted during cessation)	7.6%
Temporary Residency: Other	1.5%
Irregular/Undocumented	10.7%

³ A Section 22 permit is given to a person who has fled his or her country and is seeking recognition and protection in the RSA, and whose application is still under consideration. Refugee status is given to person who has been granted asylum status and protection in terms of section 24 of Refugee Act No 130 of 1998. Similar provision is contained in the regulation No R366 under the Refugee Act 130 of 1998 which states that 'any person who entered the Republic of South Africa, with the intention to apply for asylum, that person shall be issued with an appropriate permit valid for 14 days within which they must approach a refugee reception office to complete refugee status application (Lawyers for Human Rights, 2004).

The spouses of the respondents were either holding temporary work visas (26.6%) or business visas (7.6%). Those married to partners of Congolese nationality reported that their partners held asylum seeker permits (12.7%) or refugee status (13.9%). A few of the respondents (3.8%) were undocumented (see Table 3). Analysis of the interlink of respondents' documents and those of their spouses, revealed that 23.1% were registered as the main applicants, 16.7% as dependents and 2.6% were not sure, while the majority (57.7%) are documented separately. 92.3% of the spouses' documents had valid documents, while 7.7% had expired documents.

Table 3: Current Spouse Documentation

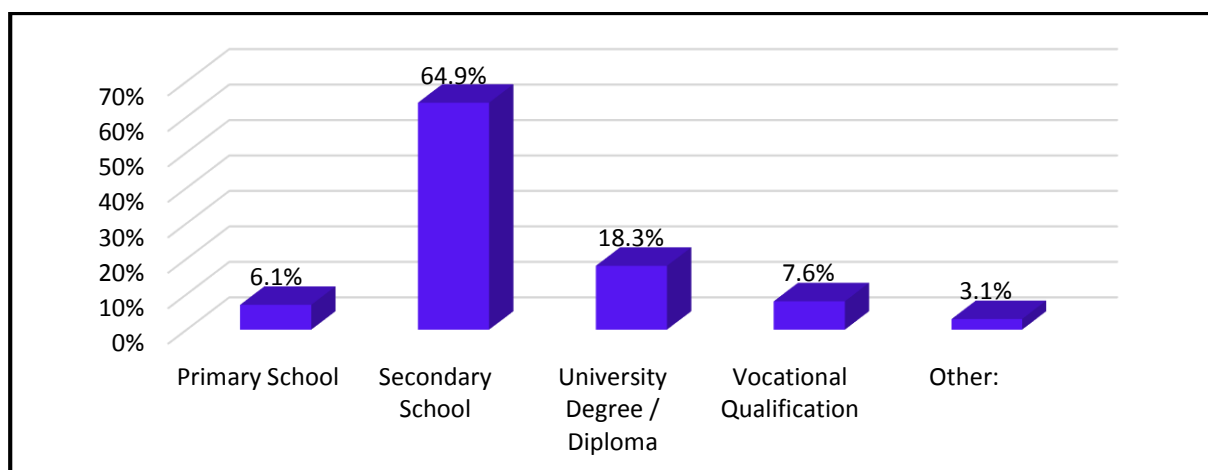
Current Spouse Documentation	Percentage
Asylum Seeker Temporary Permit	12.7%
Refugee Status	13.9%
Temporary Residency: Work Permit (granted during cessation)	26.6%
Temporary Residency: Business Permit (granted during cessation)	7.6%
Temporary Residency: Other	1.3%
Undocumented	3.8%
Other -- Specify:	34.2%

Source: Angolan Cessation Research Project: Survey, 2015.

3.4 Education and Employment

The survey asked a number of questions to assess the educational background and employment history of the Angolans who were interviewed. 83 individuals (64.9%) had completed secondary school education, 18.3% attained tertiary education, 6.1% primary school, 7.6% had vocational training and 3.1% had completed other forms of education. Details of the findings are illustrated in Figure 3 below.

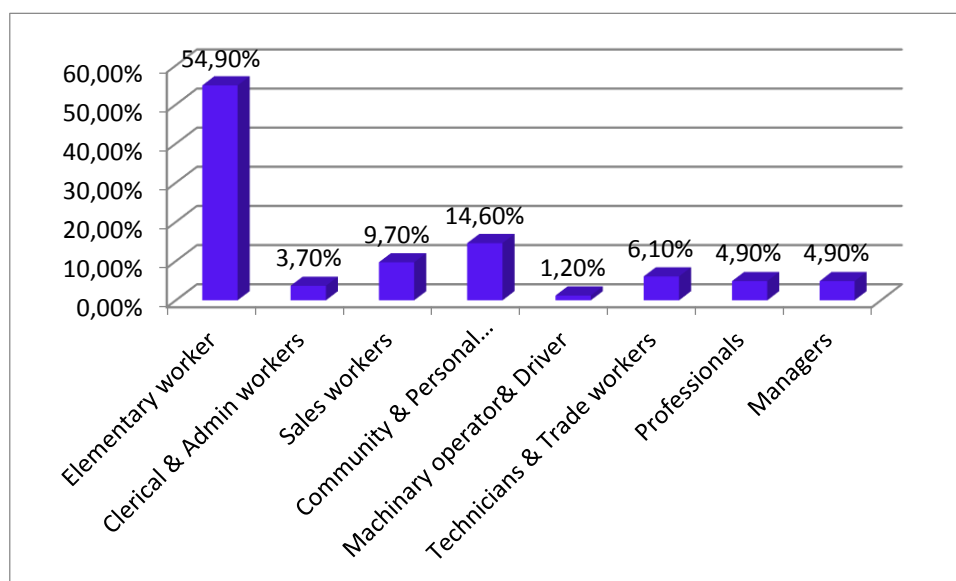
Figure 3: Highest level of Education



Source: Angolan Cessation Research Project: Survey, 2015.

Immigrant entrepreneurs in South Africa are visible in a narrow band of activities, mostly in retail or services rather than production. Their activities involve trade in curios, ethnic clothing and foods, motor vehicle repair/panel beating and operating beauty salons. Other activities include operation of restaurants, night clubs, cafes, music shops and film as well as import-export businesses (Kalitanyi & Visser, 2010). According to our findings, most of the respondents were employed in the formal and non-formal sector. The research established that 89.3% of the respondents were employed and 10.7% unemployed. Of those in employment, 66.7% were employees, 31.6% were self-employed and 1.7% were both employed and were also self-employed. The findings also showed that 80% of Angolans were employed full-time and 20% were on fixed-term contracts. A significant number of them were elementary workers, with 54.9% of the respondents falling into the category of elementary workers, while 9.7% were sales workers; 14.6% were community and personal service workers. Machine operators and drivers made up 1.2% of the respondents while; 3.7 % were clerical and administrative staff; 4.9% were professionals; 6.1% were technical and trade workers and 4.9% were managers.

Figure 4: Respondents' Job Category



Source: Angolan Cessation Research Project: Survey, 2015.

The data shows that the level of self-employment is relatively low, and most of the businesses are not formally registered with the relevant authorities. Only 36.8% were registered with 32% of the registered businesses indicating they were registered with South African Revenue Service (SARS). The type of business run by the respondents (when categorised) were the following: 10% clothing, 7.5% beauty, 7.5% barber shops, 7.5% arts/craft, 17.5% construction, 10 % mechanical and car repair, 5% security company, 7.5% food and beverage, 10% *spaza shops*⁴, 5% electrical and maintenance, 2.5% taxi and transportation, and 10% were involved in music/film production. A significant number of these businesses included South African employees. Of the 39 business owners/self-employed respondents 53.8% employed one or more South Africans.⁵ These findings confirm the results from other studies on African immigrant entrepreneurs in South Africa. For instance, Kalitanyi & Visser (2010) concluded that through their necessity based entrepreneurship, African immigrants in Cape Town have applied their flair of establishing small businesses, and in the process, these immigrants created jobs for themselves and unemployed South Africans.

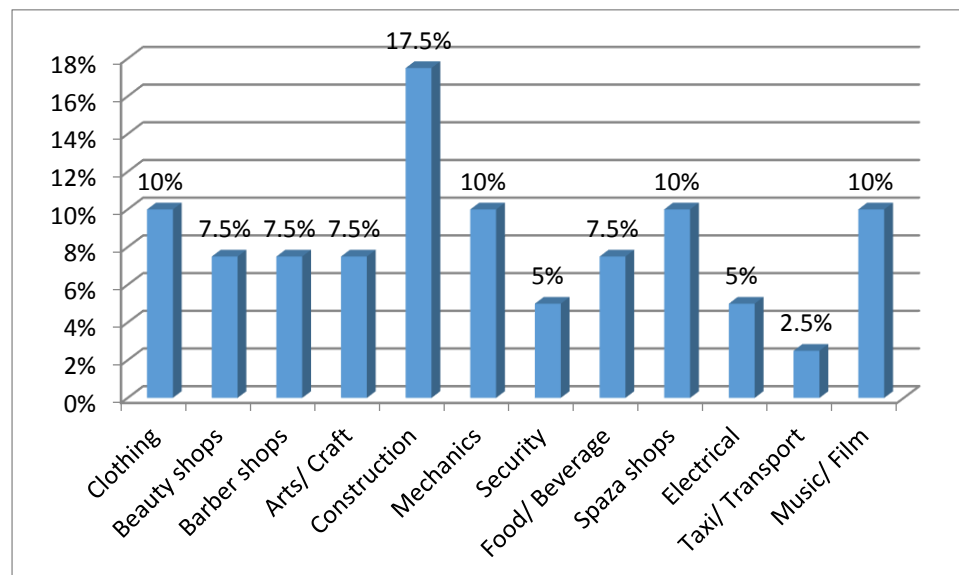
Findings indicate that of the 14 unemployed respondents, only 5 had been unemployed for a period ranging from 2 weeks to 10 months while 6 were unemployed for 11months to 120 months and 3 individuals did not respond to this question . Reasons for unemployment given

⁴ The term *spaza* is taken from isiZulu language and it means 'hidden' (Charman, 2011)

⁵ The South African Revenue Service (SARS) is the revenue service of the South African government (tax- collecting agency). It was established by legislation to collect revenue and ensure compliance with law. In accordance with South African revenue service Act 34 of 1997 vendors are required to register for Tax purpose (SARS, 2013).

were health, 6 respondents; family, community commitments and study, 1 respondents; retrenchment 2 respondents; 4 people were unemployed due for other reasons; 1 person did not respond to this question.

Figure 5: Type of Business



Source: Angolan Cessation Research Project: Survey, 2015.

4.0 Socio-Economic Conditions in South Africa

4.1 Family Links in South Africa and Angola

In general, the findings demonstrated that most of the refugees had strong family ties in the country. Out of the 87 married respondents, 23 (26.4%) had South African spouses, 39 (44.8%) of them had Angolan spouses, while 24 (27.6%) had Congolese spouses and 1 (1.2%) had a Tanzanian spouse. Another variable demonstrating the respondents' strong family linkage was the presence of their children in South African schools and immediate family members in the country. Only 17.8% had no children, while 82.2% of the respondents had children. Respondents born outside Angola or who left Angola at a very young age did not have strong ties family members in Angola while some were not even aware of family members living in Angola. Clearly, such individuals have little or no connection with their 'mother country' and find it difficult to return to Angola. Respondents who left Angola as adults no longer have strong connections with Angolan society. According to survey results, 16% of those interviewed said they no longer had any relatives in Angola, 17.6% stated that they only had extended family members in Angola, 30.5% indicated that they had some immediate family members and 35.9% still had both immediate and extended family members in Angola.

Figure 6. Respondents' Spouse Nationality

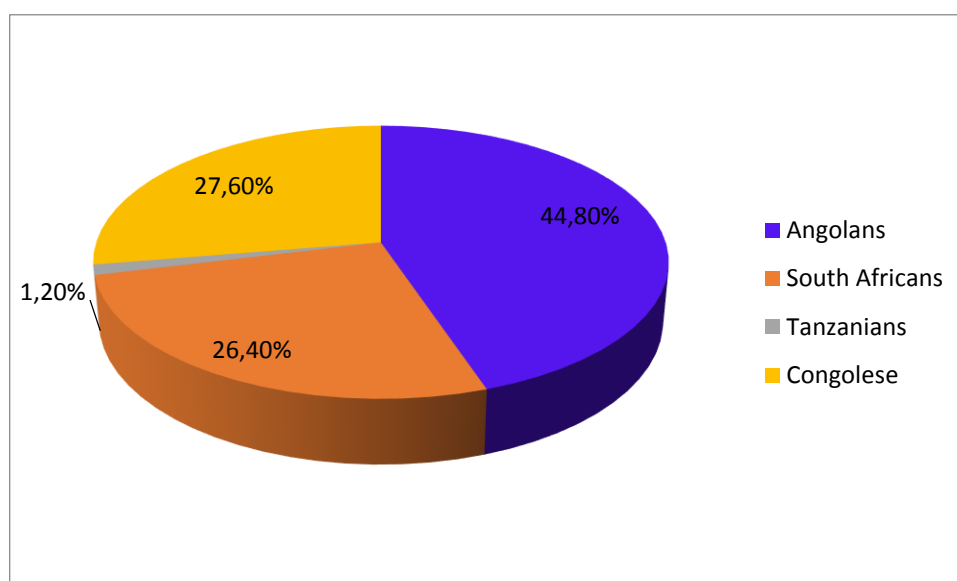
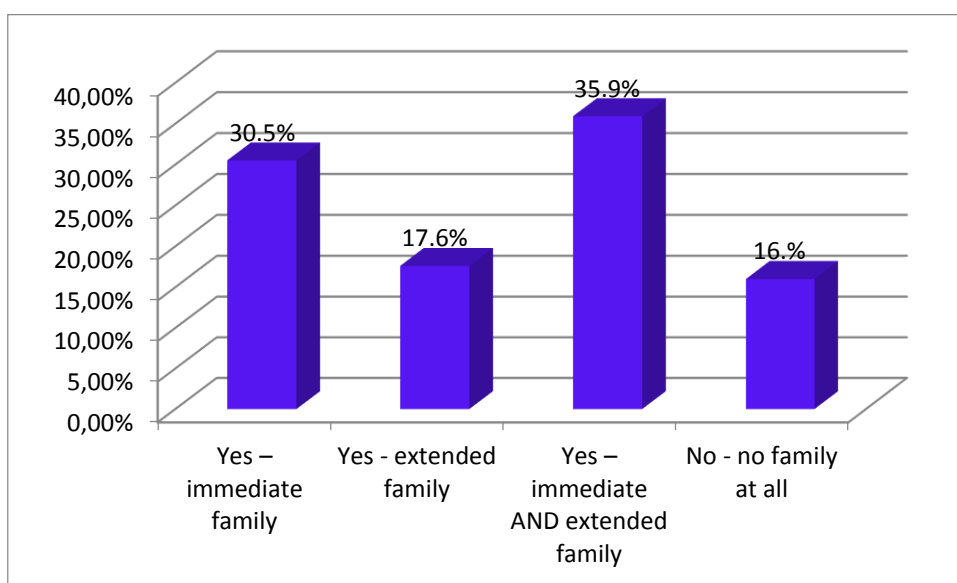


Figure 7: Respondents' Family Presence in Angola



Source: Angolan Cessation Research Project: Survey, 2015.

4.2. Cultural Integration and Identity

A relatively high number of Angolan refugees have not only culturally integrated into South African society but have also developed strong connections to the country. Whereas 59.5% of the interviewed refugees still considered themselves as Angolans, 24.4% of the respondents considered themselves South African, 13.7% had a dual identity where they viewed themselves as both South African and Angolan and 2.3% identify themselves with other national identities. The adoption of a South African national identity is particularly strong among the younger

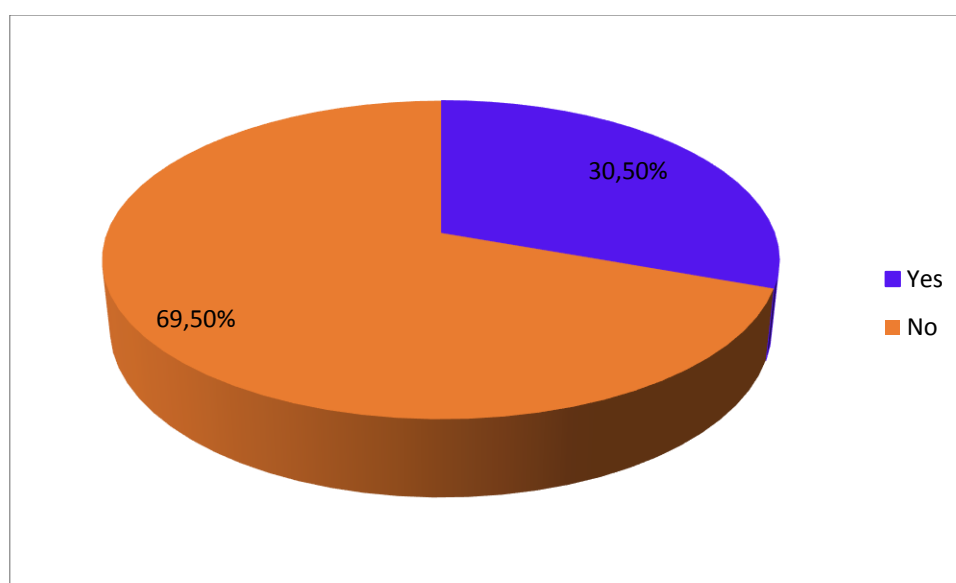
generation of Angolan refugees, especially those who came to South Africa at a young age or were born in South Africa. According to the survey results, 61.9% of the children of all adult Angolans interviewed identified themselves as South Africans, 13.3% had a dual Angolan-South African identity, 21% identified themselves as Angolans, 1% as Congolese and 2.9% were not sure of their identity. These statistics show that the majority of young Angolans surveyed for this study identified more with the host culture and national identity than their own.

4.3. Financial Security and Remittances

The majority of those interviewed (91.6%) did not own property in South Africa or Angola. Only 5.3% of interviewees owned any form of property in Angola while the rest (94.7%) did not own property in Angola. The main form of investment was savings in the bank with 76.3% of interviewees having a bank account in South Africa, while 23.7% did not have bank accounts. According to the Financial Intelligence Centre Act 38 OF 2001, refugees and Asylum seekers issued with section 22 and section 24 permits in terms of the Refugee Act 130 of 1998 have experienced problems in transacting and opening bank accounts in South Africa due to the requirements for identification and verification. Bidandi (2014) laments that refugees and Asylum seekers are still facing challenges to open bank accounts in South Africa.

A recent study revealed that remittances in the SADC region increased from R 6.1 billion in 2006 to R 11.2 billion in 2012 (Growing Informal Cities Project, 2015). However, most of the Angolan refugees seem to spend their earnings in South Africa. Only 30.5% of the respondents remitted money to Angola, while the other 69.5% did not remit money to Angola.

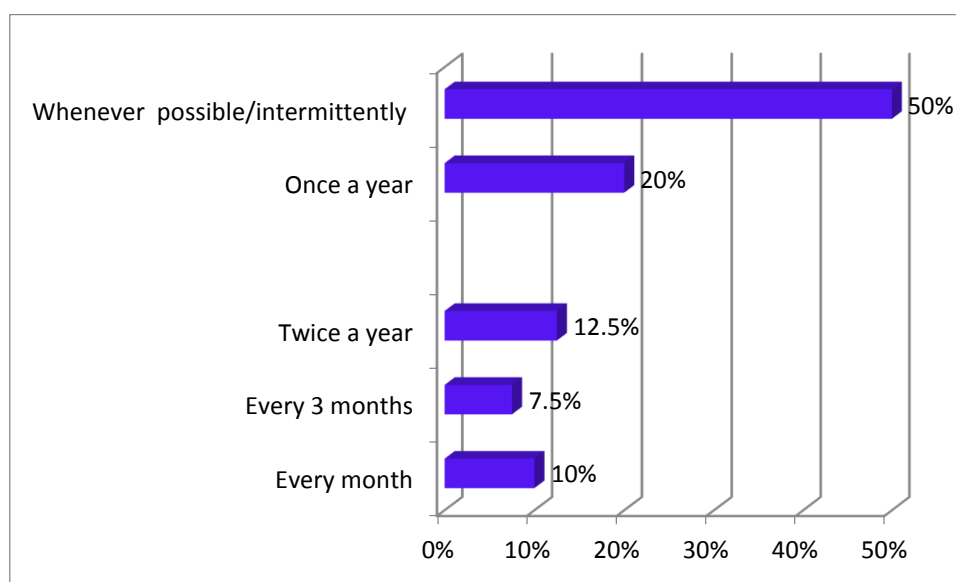
Figure 7: Remittances to Angola



Source: Angolan Cessation Research Project: Survey, 2015.

The amount of money remitted to Angola per transaction was small, with less than 15% sending amounts above R3000 per transaction. The remitted amounts varied as follows; 10.5% remitted between R100-R800, 44.7% remitted R801-1500 per transaction, while 34.2% R1501 and R3000 per transaction, 7.9% remitted R3000-R8000 and 2.6% remitted R8000 and above. Those who sent remittances did so irregularly. Only 10% of those who sent remittances did so every month, only 7.5 % every 3 months, 12.5% twice a year, 20% once a year and 50% did so whenever it was possible. The preferred channel of sending remittances to Angolans is the formal system which includes money transfer operators (60%) and bank transfer (2.5%). Informal remittance channels (35%) included couriers by hand (family, friends and taxis) and 2.5% by other means.

Figure 8: Frequency of Remittances to Angola



Source: Angolan Cessation Research Project: Survey, 2015.

The respondents' income and business net values are good indicators for determining the level of financial security. For those employed, 10.9% fell in the income bracket of an average income of R 8000 per month and above; 66.3% earned an average monthly salary of between R3000-8000; 16.3% of the respondents' had a monthly salary of between R1501-3000, 3.3% earned a monthly average of between R0 – R800 and 3.3% earned an average monthly salary of between R801 – R1500. The majority of business generated an average monthly income of between R3000-8000, constituting 40%; 34.3% of the respondents' businesses generated R8000 and above per month; 11.4% generated between R801 – R1500 per month; 8.6% generated between R0 - R800 and 5.7% generated between R1501 – R3000. The majority (80.9%) of those interviewed did not receive financial support from Angola, while the remaining 19.1% received support.

4.4. Socio-Economic and Political Situation in Angola

The survey asked a series of questions to elicit respondents' views on the socioeconomic and political situation in Angola. 83 out of 131 respondents (63%) did not believe that there existed opportunities for them and their families in Angola. 19% of the respondents believed that there were opportunities for them in Angola, while the remaining 18% were not sure. Only 5.3% of the respondents indicated that they had property in Angola while 94.7% did not own property in Angola. 53.3% of the respondents indicated that they had plans for jobs and accommodation in Angola, in case they were forced to repatriate, while 26.7% had no plans and 20% did not know.

Table 4: Frequency of Travel to Angola

Frequency of Travel to Angola	Percentage
Every month or less	2.2%
Every 3 months	2.2%
Twice a year	2.2%
Once a year	8.7%
Every few years	4.4%
Very rarely	21.7%
Only once	58.7%

Source: Angolan Cessation Research Project: Survey, 2015.

Travel to Angola was low with 58.7% having travelled to Angola only once since their arrival in South Africa, 21.7% rarely visited, 8.7% visited Angola once a year, 4.4% visited Angola every few years, and 2.2% every month or less, 2.2% every 3 months and 2.2% twice a year as illustrated in Table 4 below). The survey shows that 23% of the respondents last visited Angola in 2014.

4. 5. Evaluation and Future Plans

When Angolan cessation was declared, different stakeholders played different roles in disseminating information about the cessation. When respondents were asked for their opinions on various role players' performance, 42% declared that they first heard about cessation through the Department of Home Affairs, 34.4% from friends and family members, 7.6%% from media (i.e. newspapers, TV and radio). Other sources of information included civil society organizations (13%) and UNHCR (0.8%) other sources accounted for 2.3% (see Table 5 below).

Table 5: First Source of information about the Angolan cessation: Angolan Cessation Research Project: Survey, 2015

First source of information about the Angolan Cessation	Percentage
From the Department of Home Affairs	42%
From friends / family	34.4%
From the newspaper / TV / radio	7.6%
From civil society organisations (Legal Resource Centre, University of Cape Town, Scalabrini, etc.)	13%
From UNHCR	0.8%
Others	2.3%

The survey asked a series of questions to elicit respondents' views on the declaration of cessation of the international protection of refugees. The majority of respondents (78%) were of the opinion that the UNHCR decision to declare cessation of refugee status on Angolans was not justified while 11% felt it was justified and 11% did not know. The quality of services offered by the Department of Home Affairs during the period of the cessation was rated as follows; very good (5%), good (28%), fair (23%), not good (39%) and do not know (5%). The findings also indicate that 56% of the respondents found DHA "one stop centre" to have offered useful resources.

The service of the Angolan Consulate was rated as follows; 18.3% very good, 32.1% good, 18.3% fair, 22.9% not good and 8.4% don't know.

The respondents were generally satisfied with the services offered by civil society organizations; 39% rated the service as very good, 32% good, 7% fair, 2% not good and 21% did not know.

The majority of the respondents were not ready to return to Angola with 64.2% of the respondents planning to apply for an extension or renewal of their visa and, if granted, to remain in South Africa, 11.7% were planning to renew their visas and if not granted to remain undocumented in South Africa. At the time of the survey, 12.5% did not know what to do; 1.7% were planning to move to another country once their current document expires and 10% did not specify their intentions. Finally, most of the respondents (67.5%) believed that the Department of Home Affairs would likely extend their current documentation and 21.1% were aware of the requirements for an extension, while the majority (78.9%) were not aware of the requirements.

5. Conclusions

In this report, we presented the results of a survey conducted in February to 2015 to assess the implementation of the cessation of the international protection of Angolan refugees in South Africa.

The survey focused on the respondents' demographical details, socio-economic conditions in South Africa and Angola respectively. The survey results indicate that while the South African government has declared cessation of their refugee status, the Angolans are reluctant to return to their home country. Most of respondents have lived in South Africa since 1999, are well integrated and have established family and cultural connections in the country. The refugees do not want to break these ties and return to Angola permanently. Furthermore many of them do not have any family members left in Angola after the end of the civil war.

Despite their reluctance to return, the survey revealed that members of the Angolan community are still keeping ties with Angola, through remittances and short visits, and are actively engaged with the Angolan diaspora in South Africa.

A significant number of the Angolan refugees are gainfully employed in South Africa and they do not intend to leave their sources of income even though conditions have improved in Angola. The survey also shows that the level of unemployment amongst them is very low. Those Angolans not in formal employment earn their income from running their own businesses. The type of business run by the respondents included clothing, beauty and barber shops, construction, car repair, taxi and transport, as well as arts, music and film production.

The results of the survey also indicate that the Angolan refugees actively contribute to the economy of South Africa and involved in community service activities. The results of the survey also illustrate that the majority of Angolan refugees have not made any meaningful savings in South Africa or investments in Angola that could help their settlement and reintegration into the Angolan society.

The information collected through this survey is an initial step at informing the Scalabrini Centre's advocacy strategy to appeal to the South African government to extend 2-year temporary visas issued in 2013 under the same relaxed conditions. The first batch of visas will, in fact, expire between June and July 2015.

6. References

Alesina, A. & Giuliano, X. 2013. *Family Ties: How to measure Family Link in African Perspective. A Discussion Paper No 7376.*

Bidandi, F. 2014. *Refugee Rights and Financial Institution in South Africa.* (Agency for Refugee Education, Skills Training and Advocacy. ARESTA's General Articles.

Companies Act, 2013. Key Highlights and Analysis. PWC.

Consortium for Refugees and Migrants in South Africa. 2007. *Protecting Refugees and Asylum seekers in South Africa.* Pretoria: Kutwanong Democracy Centre.

Kalitanyi, V. & Visser, K., 2010. *African Immigrants in South Africa. Job takers or Job creators.* Sajemes NS 13. No 4.

Lansford, T., 2014. *Political Handbook of the World 2014.* London: Sage Publications

Human Rights Watch, 2004. Human Rights Watch Interview, August, 23, 2004.

Lipsk, M.J., 1995. *Portuguese Language in Angola: Luso-creoles' missing link.* Paper presented at the Annual Meeting of the AARTSP, San Diego, August, 9, 1995.

Notholt, Struat, A. 1998. 'The Decolonization of Portuguese Africa: Metropolitan Revolution and the Dissolution of Empire by Norrie MacQueen – Mozambique since Independence: Confronting Leviathan by Margaret Hall & Tom Young'. *African Affairs* 97 (387): 276–278.

UNHCR Global Report, 2005. *Refugees' Movement Around the Globe.*

UNHCR, 2012. Implementation of the Comprehensive Strategy for the Angolan Refugee Situation, including UNHCR's recommendations on the applicability of the 'ceased circumstances' cessation clauses.

Internet Resources

Human Rights Watch, *World Report 2013 - Angola*, 31 January 2013, available at: <http://www.refworld.org/docid/510fb4f729.html> [accessed 8 April 2015]

SARS, 2013. Official website of SARS. <http://www.sars.gov.za>. Accessed on 13/03/2015.

Scalabrini Website 2015: Advocacy Current Issues Angolan cessation. <http://www.scalabrini.org.za/advocacyold/current-issues/> Accessed 13/03/2015.